



PROVINCIA DI SASSARI
COMUNE DI TISSI

ADEGUAMENTO DEL PIANO URBANISTICO COMUNALE
AL P.A.I.

PERIMETRAZIONE DELLE AREE A PERICOLOSITA'
IDRAULICA IN APPLICAZIONE DELL'ART.8 COMMA 2
DELLE NORME DI ATTUAZIONE DEL P.A.I.

RIO FUNTANA DE SA TEULA
VERIFICHE IDRAULICHE

TAVOLA N°	SCALA	DATA
		Febbraio 2013
		agg. Dicembre 2013
2.2		agg. Aprile 2015

I TECNICI INCARICATI

Ing. Maddalena Idili

Geol. Maddalena Moroso

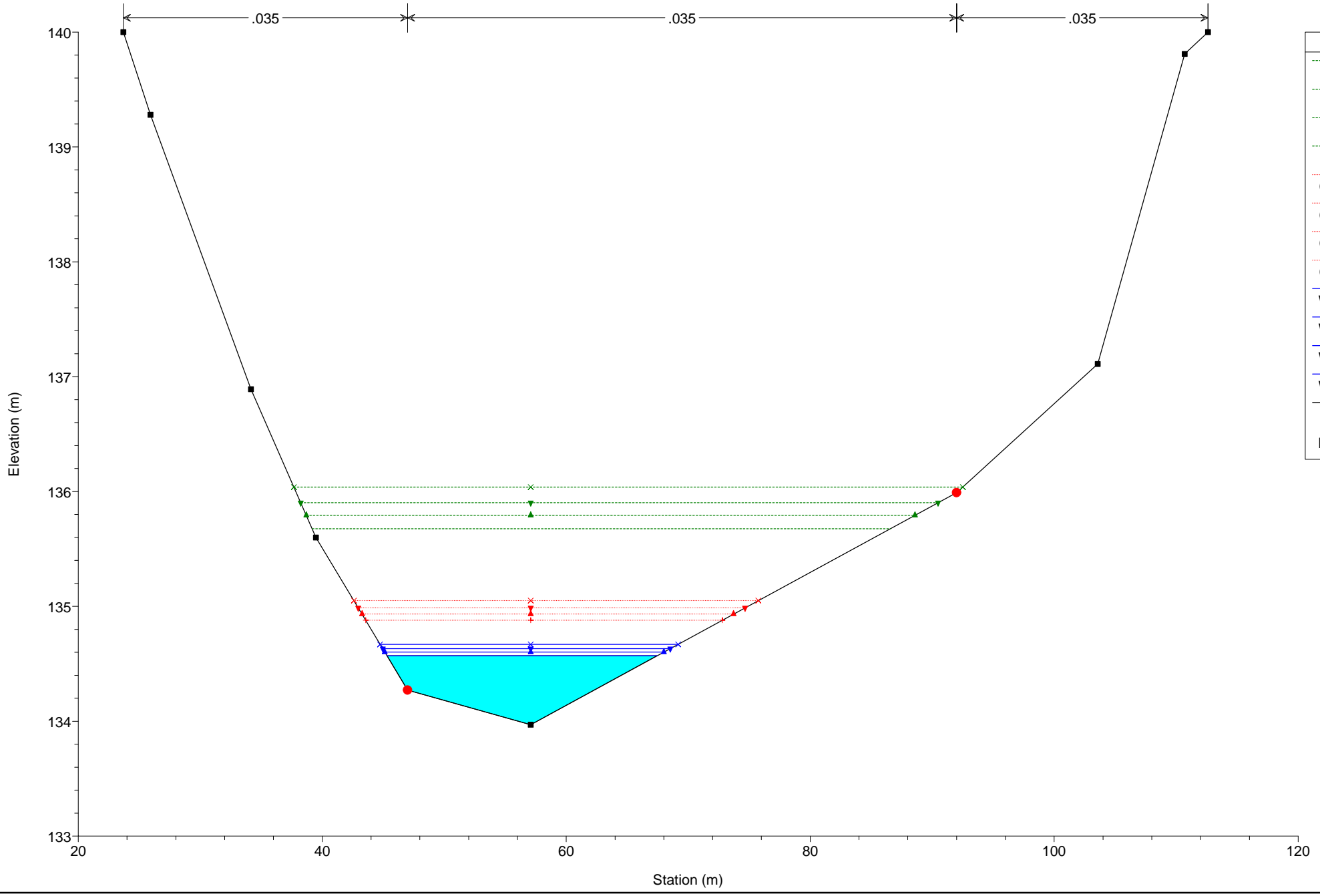
IL SINDACO
Mauro Scarpa

IL RESPONSABILE DEL PROCEDIMENTO
Geom. Angelino Pani

Rio Funtana Sa Teula

Geom: Funtana sa Teula

River = Rio Sa Teula Reach = funtana RS = 997.0066

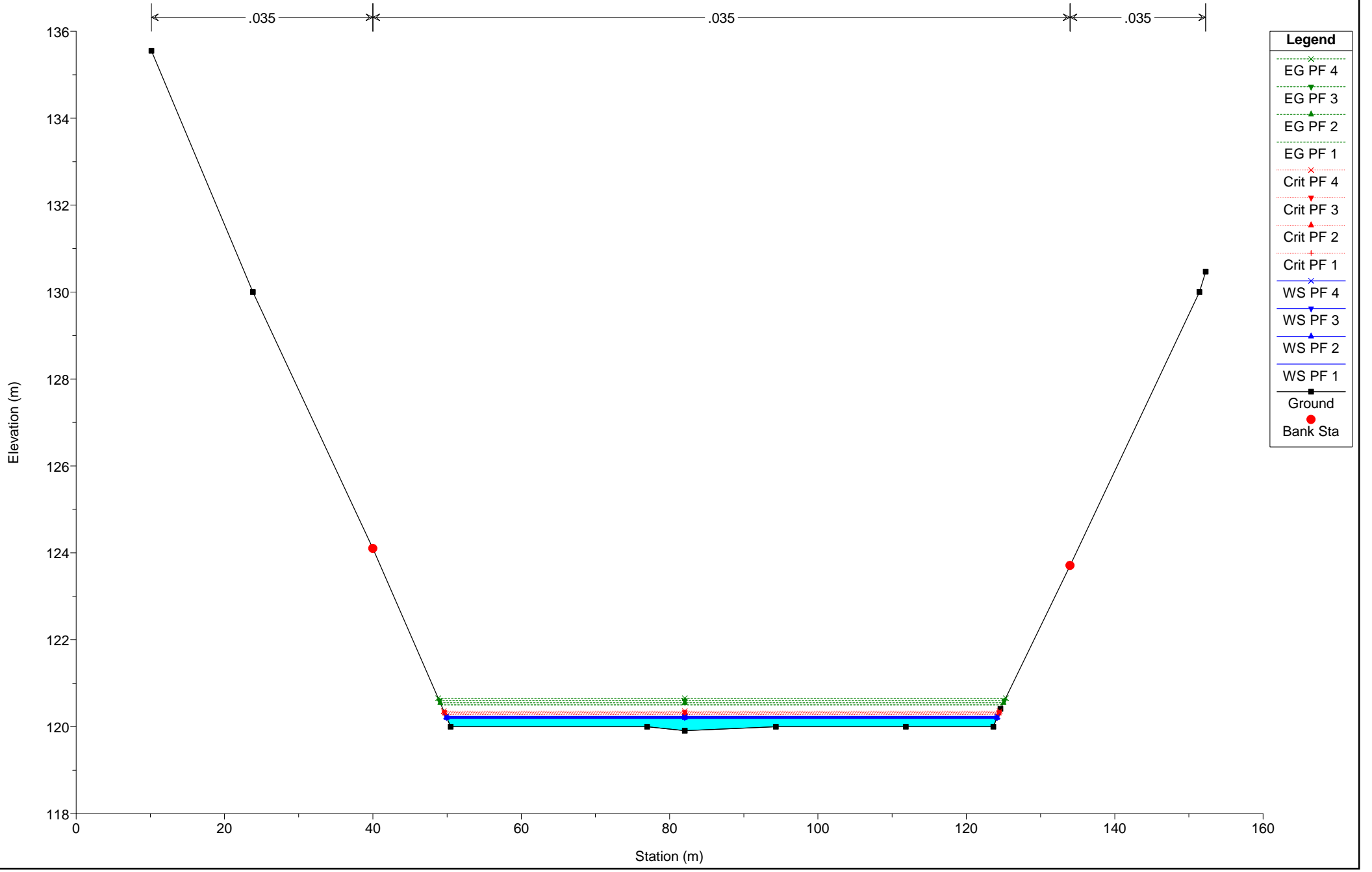


Legend	
EG PF 4	x
EG PF 3	▼
EG PF 2	▲
EG PF 1	●
Crit PF 4	x
Crit PF 3	▼
Crit PF 2	▲
Crit PF 1	+
WS PF 4	x
WS PF 3	▼
WS PF 2	▲
WS PF 1	●
Ground	■
Bank Sta	●

Rio Funtana Sa Teula

Geom: Funtana sa Teula

River = Rio Sa Teula Reach = funtana RS = 788.5632

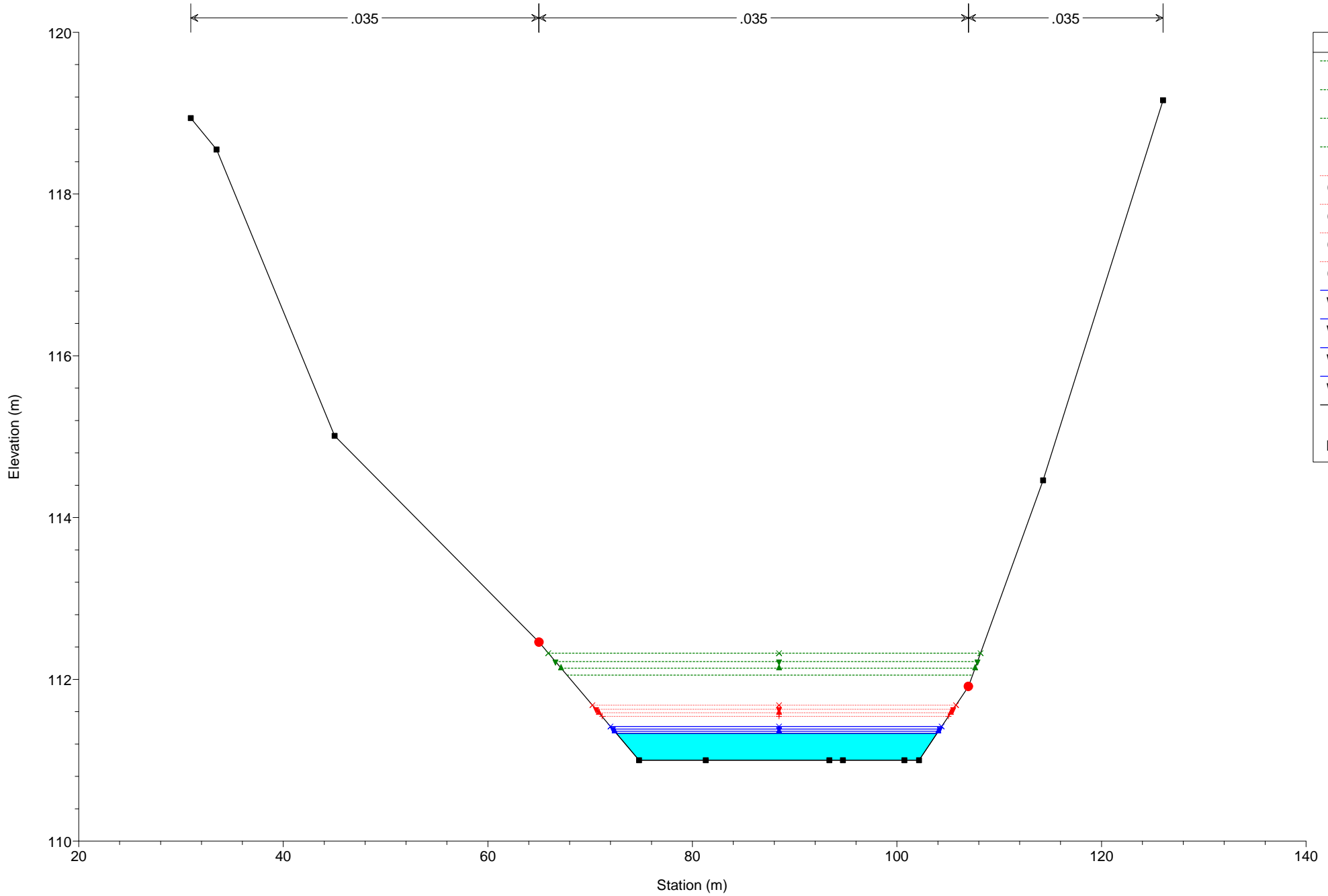


- Legend**
- EG PF 4
 - EG PF 3
 - EG PF 2
 - EG PF 1
 - Crit PF 4
 - Crit PF 3
 - Crit PF 2
 - Crit PF 1
 - WS PF 4
 - WS PF 3
 - WS PF 2
 - WS PF 1
 - Ground
 - Bank Sta

Rio Funtana Sa Teula

Geom: Funtana sa Teula

River = Rio Sa Teula Reach = funtana RS = 674.4385

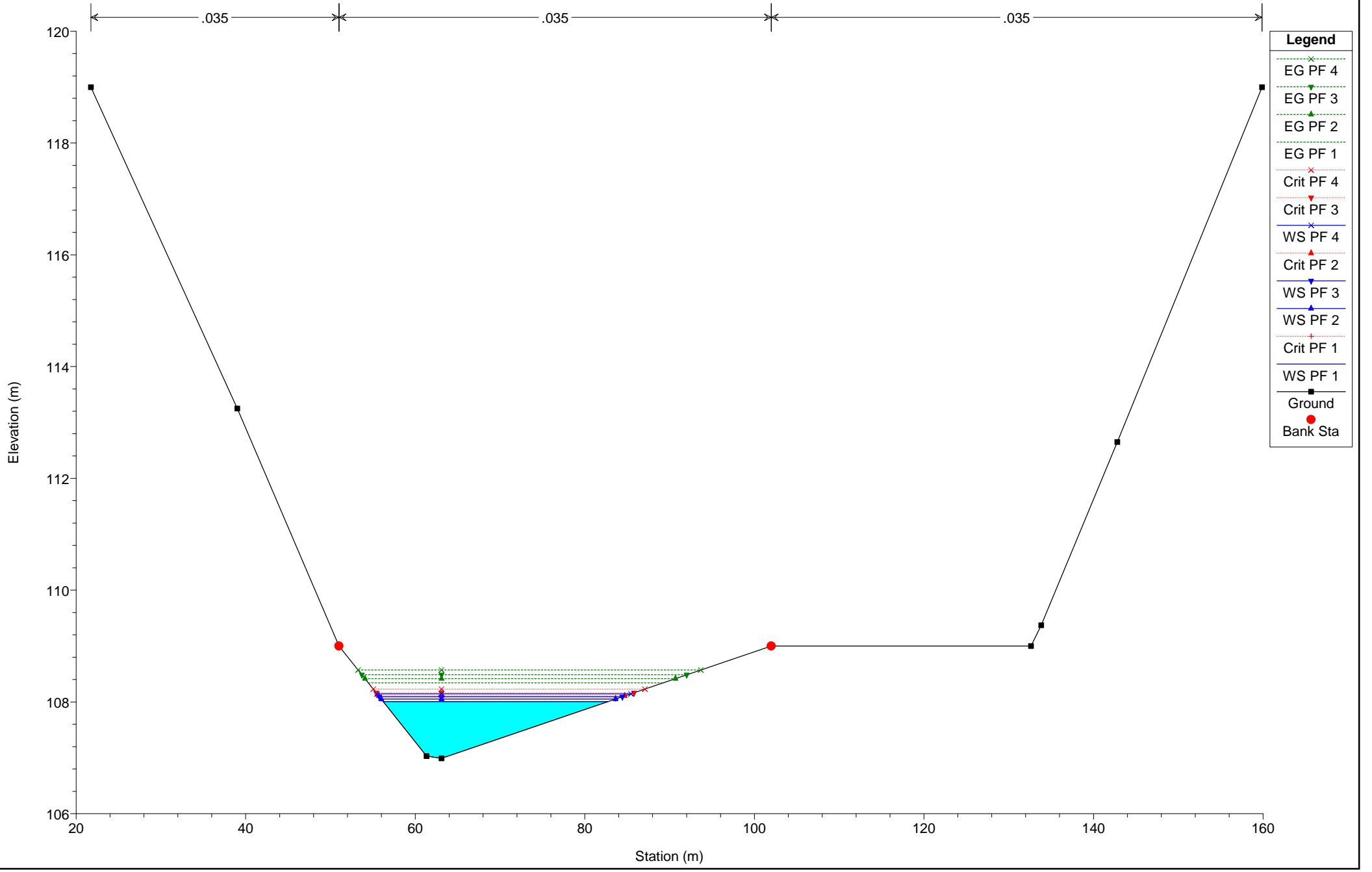


Legend	
EG PF 4	(Green dashed line with 'x' marker)
EG PF 3	(Green dashed line with downward triangle marker)
EG PF 2	(Green dashed line with upward triangle marker)
EG PF 1	(Green dashed line with 'x' marker)
Crit PF 4	(Red dotted line with 'x' marker)
Crit PF 3	(Red dotted line with downward triangle marker)
Crit PF 2	(Red dotted line with upward triangle marker)
Crit PF 1	(Red dotted line with '+' marker)
WS PF 4	(Blue solid line with 'x' marker)
WS PF 3	(Blue solid line with downward triangle marker)
WS PF 2	(Blue solid line with upward triangle marker)
WS PF 1	(Blue solid line with 'x' marker)
Ground	(Black solid line with square marker)
Bank Sta	(Red solid line with circle marker)

Rio Funtana Sa Teula

Geom: Funtana sa Teula

River = Rio Sa Teula Reach = funtana RS = 545.0096



- | Legend | |
|-----------|-----------------------------------|
| EG PF 4 | (green dashed line with 'x') |
| EG PF 3 | (green dashed line with triangle) |
| EG PF 2 | (green dashed line with triangle) |
| EG PF 1 | (green dashed line with 'x') |
| Crit PF 4 | (red dotted line with 'x') |
| Crit PF 3 | (red dotted line with triangle) |
| WS PF 4 | (blue solid line with 'x') |
| Crit PF 2 | (red dotted line with triangle) |
| WS PF 3 | (blue solid line with triangle) |
| WS PF 2 | (blue solid line with triangle) |
| Crit PF 1 | (red dotted line with '+') |
| WS PF 1 | (blue solid line with '+') |
| Ground | (black solid line with square) |
| Bank Sta | (red solid circle) |

Rio Funtana Sa Teula

Geom: Funtana sa Teula

River = Rio Sa Teula Reach = funtana RS = 430.6152

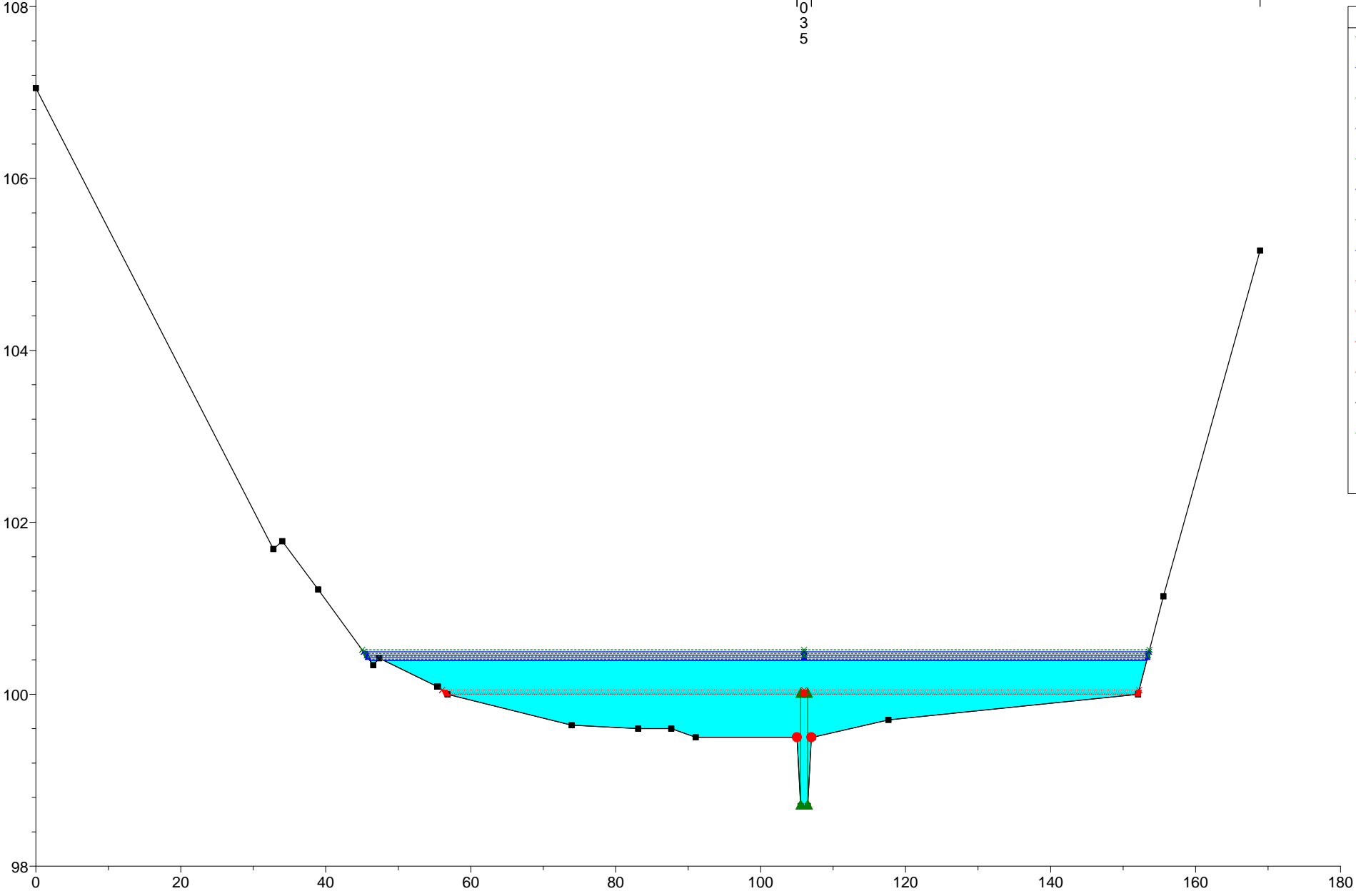
.035

.035

0
3
5

Elevation (m)

Legend	
EG PF 4	
WS PF 4	
EG PF 3	
WS PF 3	
EG PF 2	
WS PF 2	
EG PF 1	
WS PF 1	
Crit PF 4	
Crit PF 3	
Crit PF 2	
Crit PF 1	
Ground	
Ineff	
Bank Sta	



Rio Funtana Sa Teula

Geom: Funtana sa Teula

River = Rio Sa Teula Reach = funtana RS = 420 Culv

.035

.035

0
3
5

Elevation (m)

108

106

104

102

100

98

Station (m)

0

20

40

60

80

100

120

140

160

180

Legend

EG PF 4

WS PF 4

EG PF 3

WS PF 3

EG PF 2

WS PF 2

EG PF 1

WS PF 1

Crit PF 4

Crit PF 3

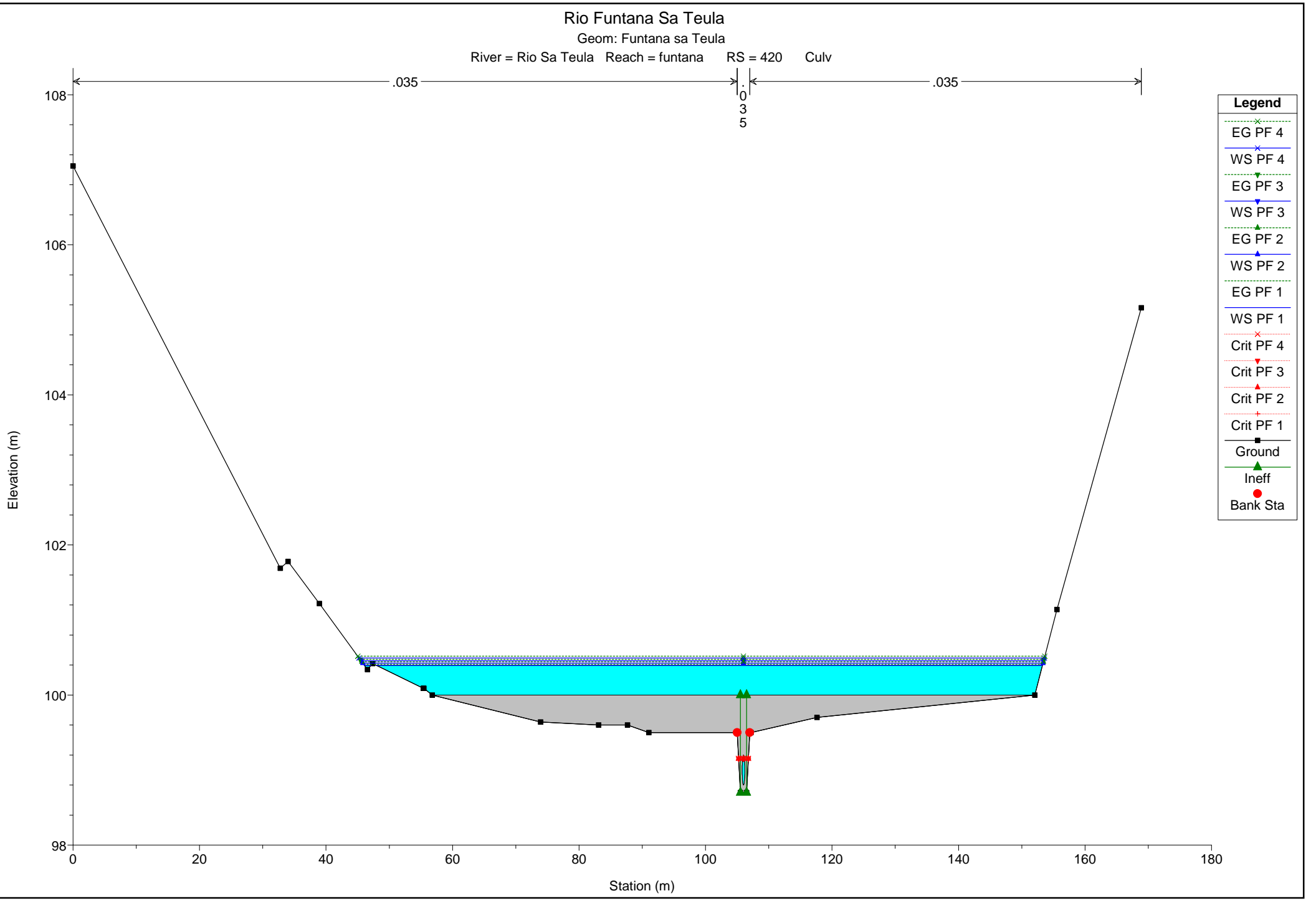
Crit PF 2

Crit PF 1

Ground

Ineff

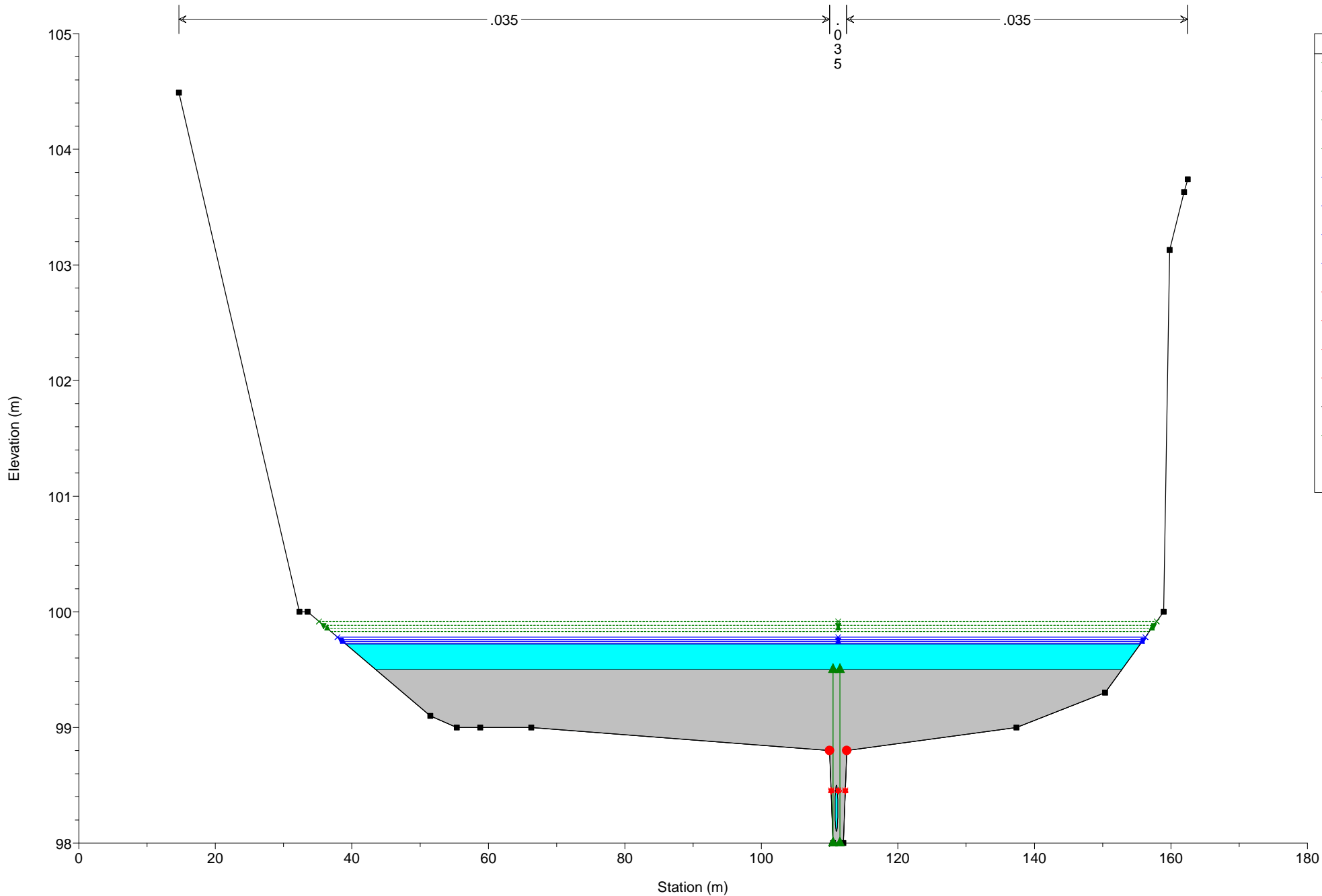
Bank Sta



Rio Funtana Sa Teula

Geom: Funtana sa Teula

River = Rio Sa Teula Reach = funtana RS = 420 Culv

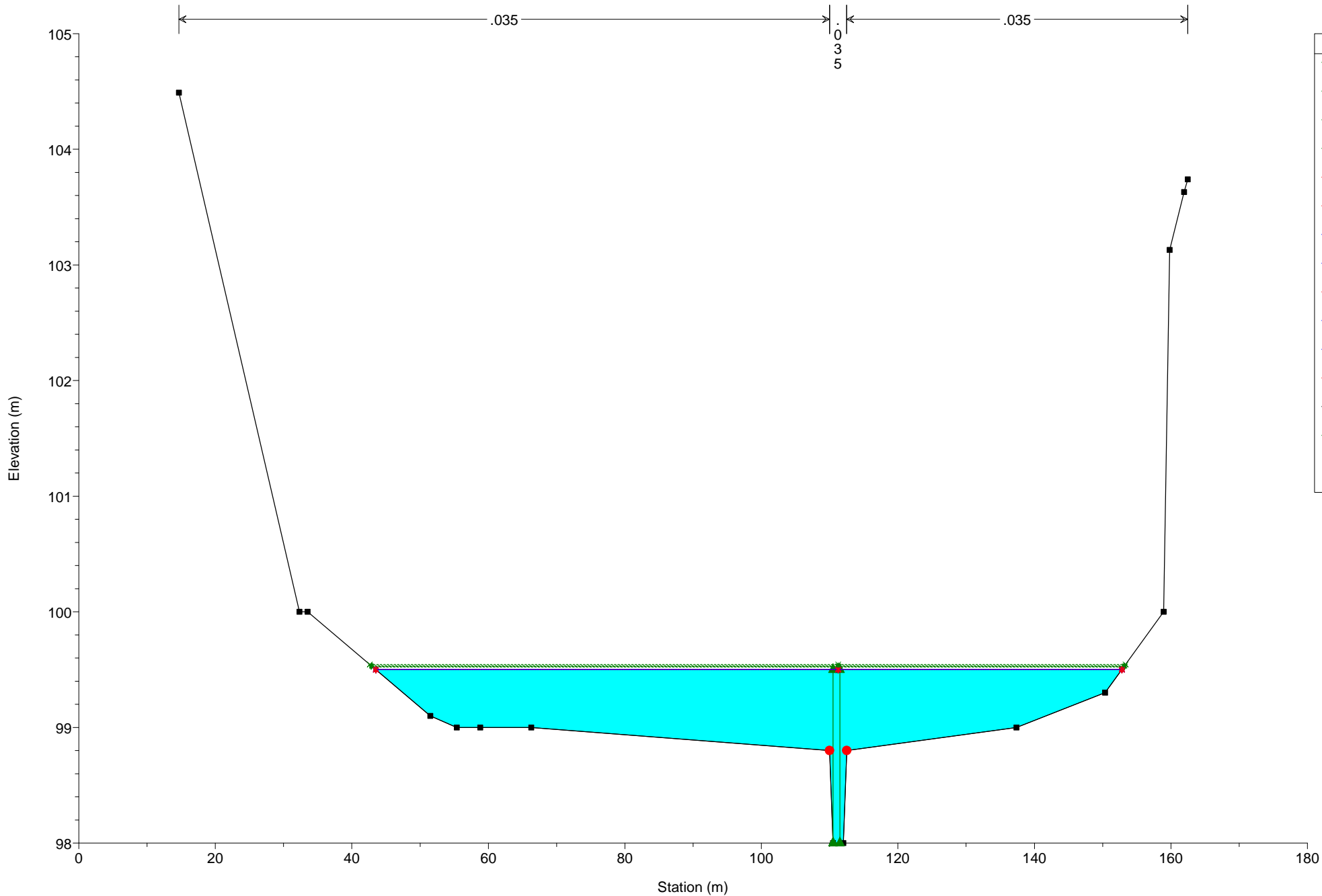


- | Legend | |
|-----------|---|
| EG PF 4 | ✕ |
| EG PF 3 | ▼ |
| EG PF 2 | ▲ |
| EG PF 1 | ✕ |
| WS PF 4 | ✕ |
| WS PF 3 | ▼ |
| WS PF 2 | ▲ |
| WS PF 1 | ✕ |
| Crit PF 4 | ✕ |
| Crit PF 3 | ▼ |
| Crit PF 2 | ▲ |
| Crit PF 1 | ✕ |
| Ground | ■ |
| Ineff | ▲ |
| Bank Sta | ● |

Rio Funtana Sa Teula

Geom: Funtana sa Teula

River = Rio Sa Teula Reach = funtana RS = 409.7914

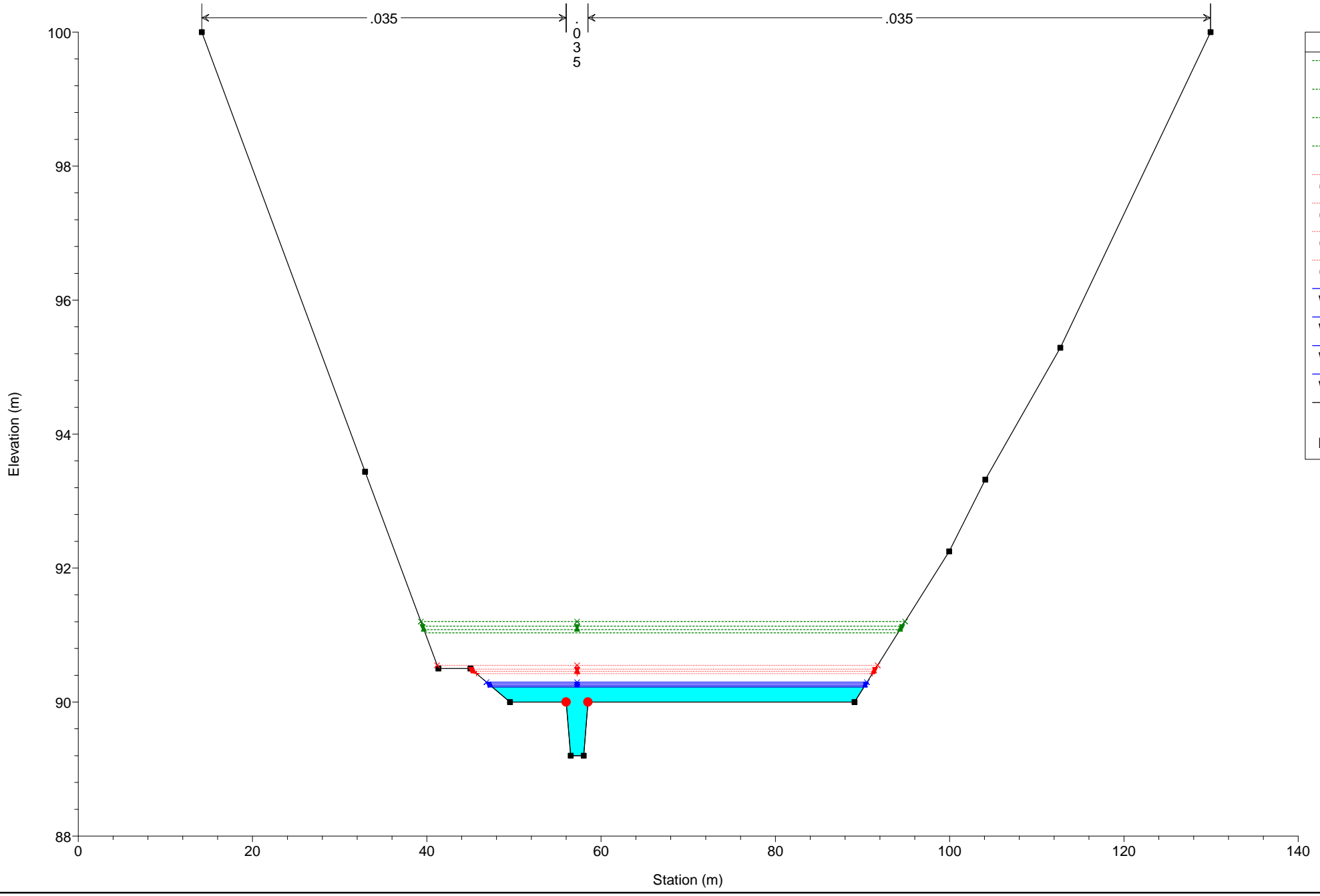


- Legend**
- EG PF 4
 - EG PF 3
 - EG PF 2
 - EG PF 1
 - Crit PF 1
 - Crit PF 2
 - WS PF 3
 - WS PF 2
 - Crit PF 3
 - WS PF 4
 - WS PF 1
 - Crit PF 4
 - Ground
 - Ineff
 - Bank Sta

Rio Funtana Sa Teula

Geom: Funtana sa Teula

River = Rio Sa Teula Reach = funtana RS = 272.7188

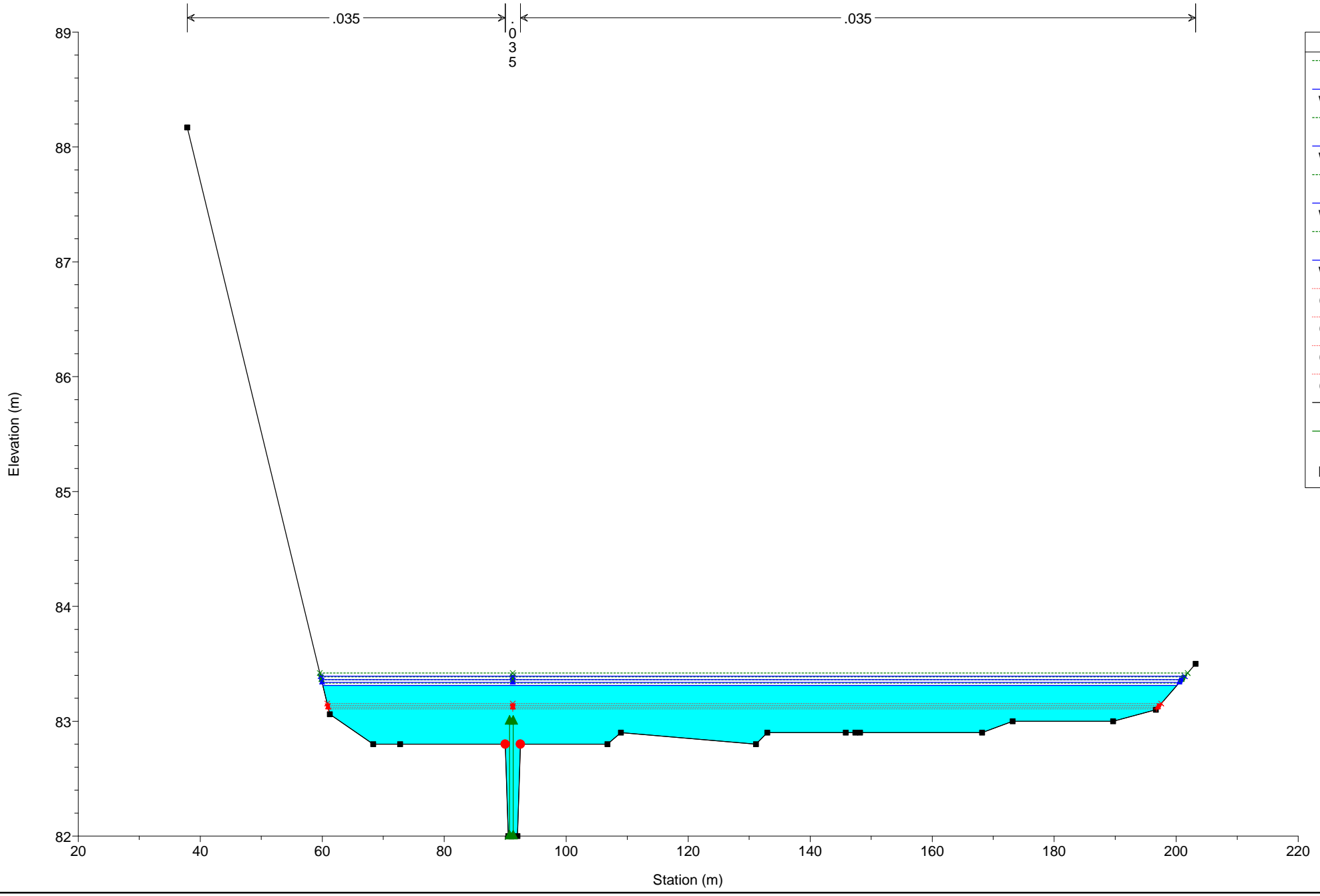


- | Legend | |
|-----------|--|
| EG PF 4 | |
| EG PF 3 | |
| EG PF 2 | |
| EG PF 1 | |
| Crit PF 4 | |
| Crit PF 3 | |
| Crit PF 2 | |
| Crit PF 1 | |
| WS PF 4 | |
| WS PF 3 | |
| WS PF 2 | |
| WS PF 1 | |
| Ground | |
| Bank Sta | |

Rio Funtana Sa Teula

Geom: Funtana sa Teula

River = Rio Sa Teula Reach = funtana RS = 132.1644

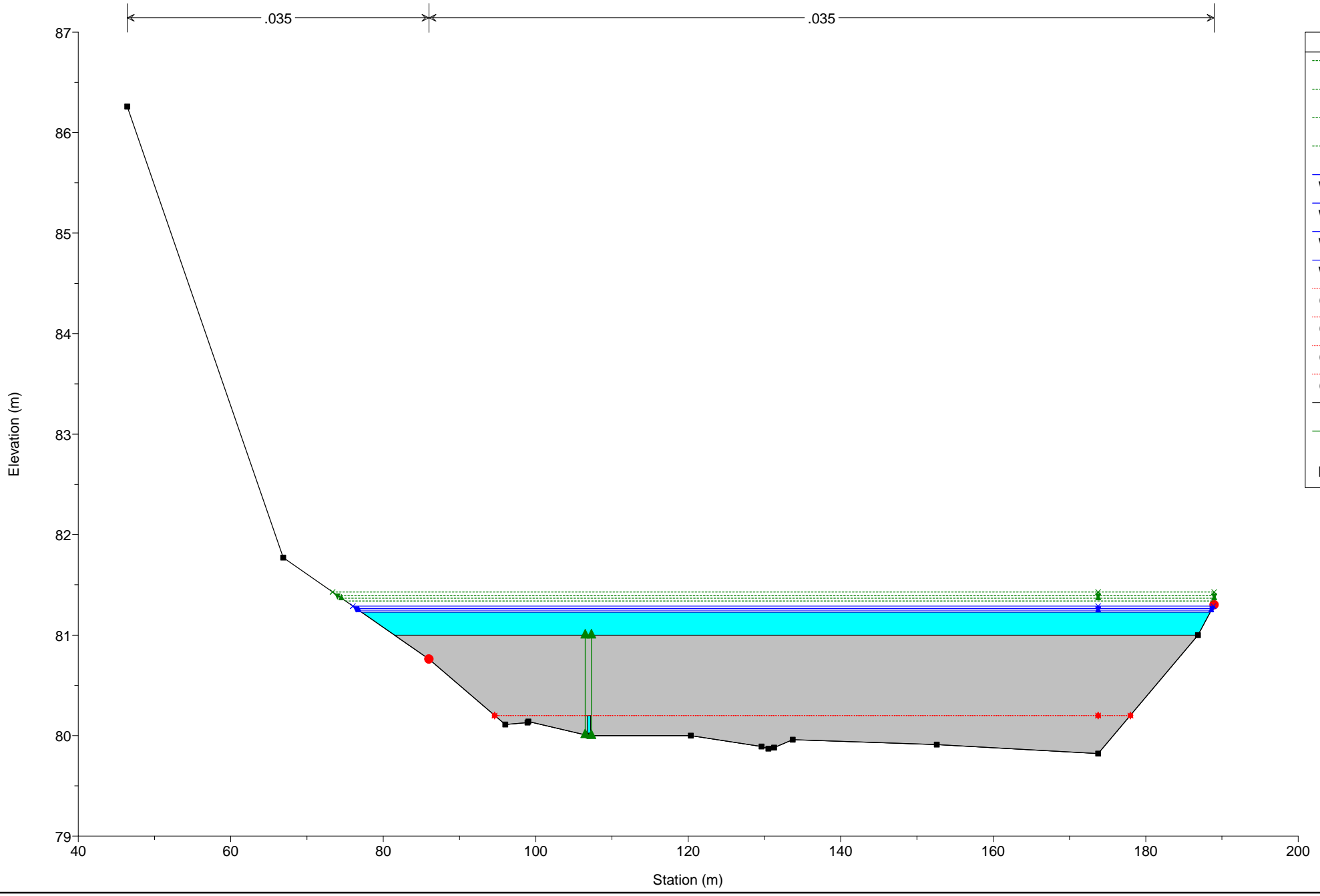


- Legend**
- EG PF 4
 - WS PF 4
 - EG PF 3
 - WS PF 3
 - EG PF 2
 - WS PF 2
 - EG PF 1
 - WS PF 1
 - Crit PF 4
 - Crit PF 3
 - Crit PF 2
 - Crit PF 1
 - Ground
 - Ineff
 - Bank Sta

Rio Funtana Sa Teula

Geom: Funtana sa Teula

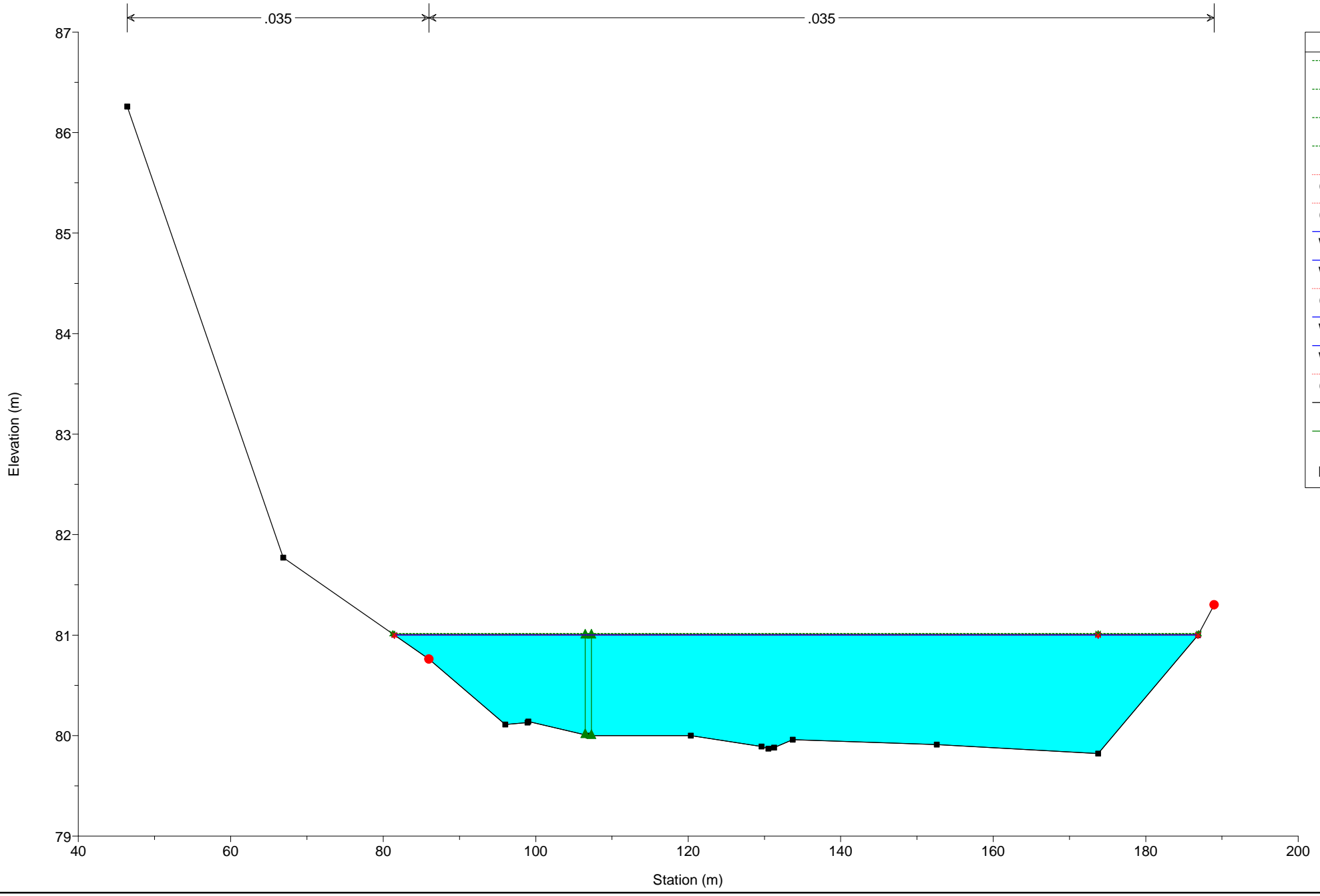
River = Rio Sa Teula Reach = funtana RS = 120 Culv



Rio Funtana Sa Teula

Geom: Funtana sa Teula

River = Rio Sa Teula Reach = funtana RS = 113.3995

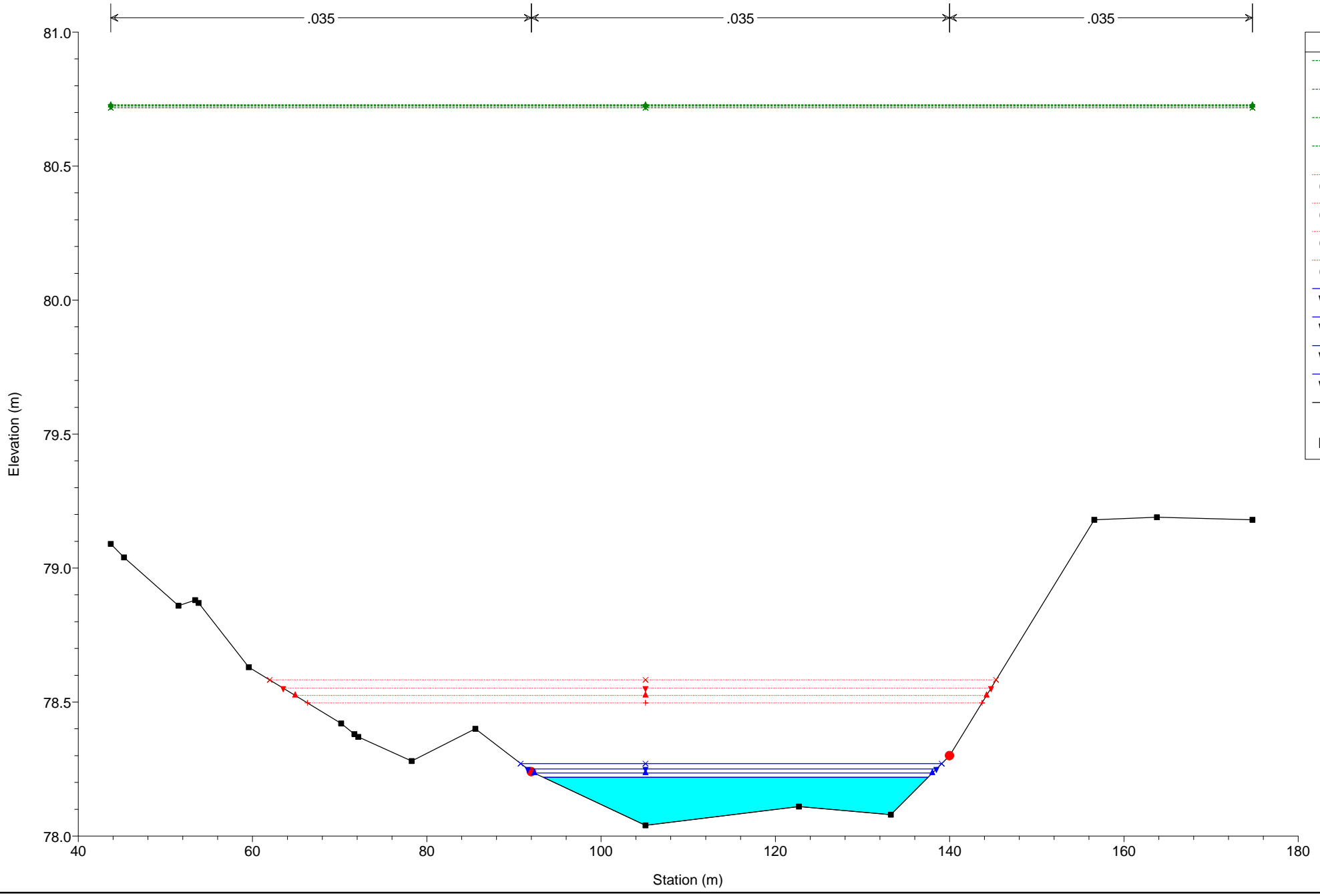


- Legend**
- EG PF 4
 - EG PF 3
 - EG PF 2
 - EG PF 1
 - Crit PF 1
 - Crit PF 2
 - WS PF 3
 - WS PF 2
 - Crit PF 3
 - WS PF 4
 - WS PF 1
 - Crit PF 4
 - Ground
 - Ineff
 - Bank Sta

Rio Funtana Sa Teula

Geom: Funtana sa Teula

River = Rio Sa Teula Reach = funtana RS = 77.01871

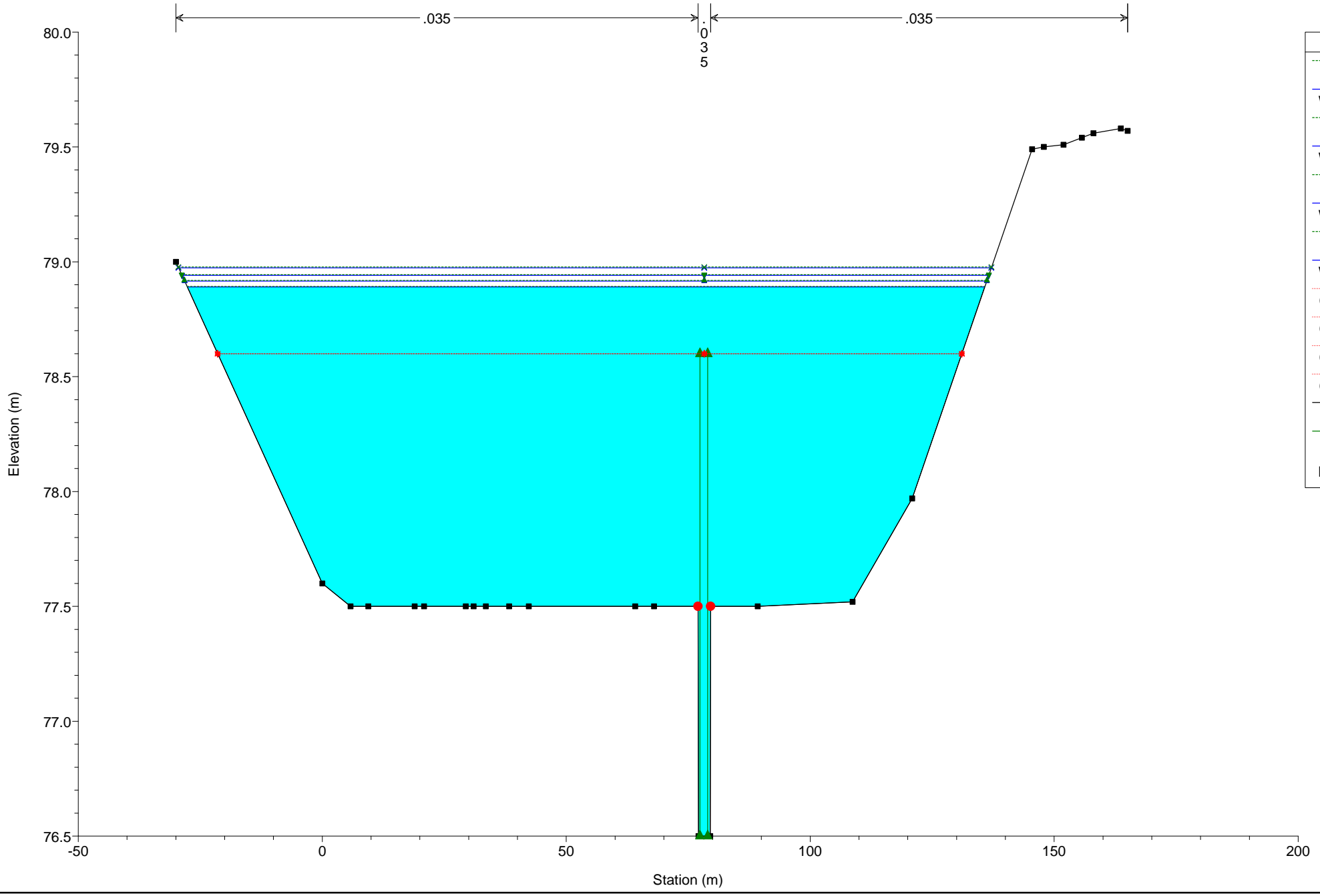


- Legend**
- EG PF 1
 - EG PF 2
 - EG PF 3
 - EG PF 4
 - Crit PF 4
 - Crit PF 3
 - Crit PF 2
 - Crit PF 1
 - WS PF 4
 - WS PF 3
 - WS PF 2
 - WS PF 1
 - Ground
 - Bank Sta

Rio Funtana Sa Teula

Geom: Funtana sa Teula

River = Rio Sa Teula Reach = funtana RS = 50.00478

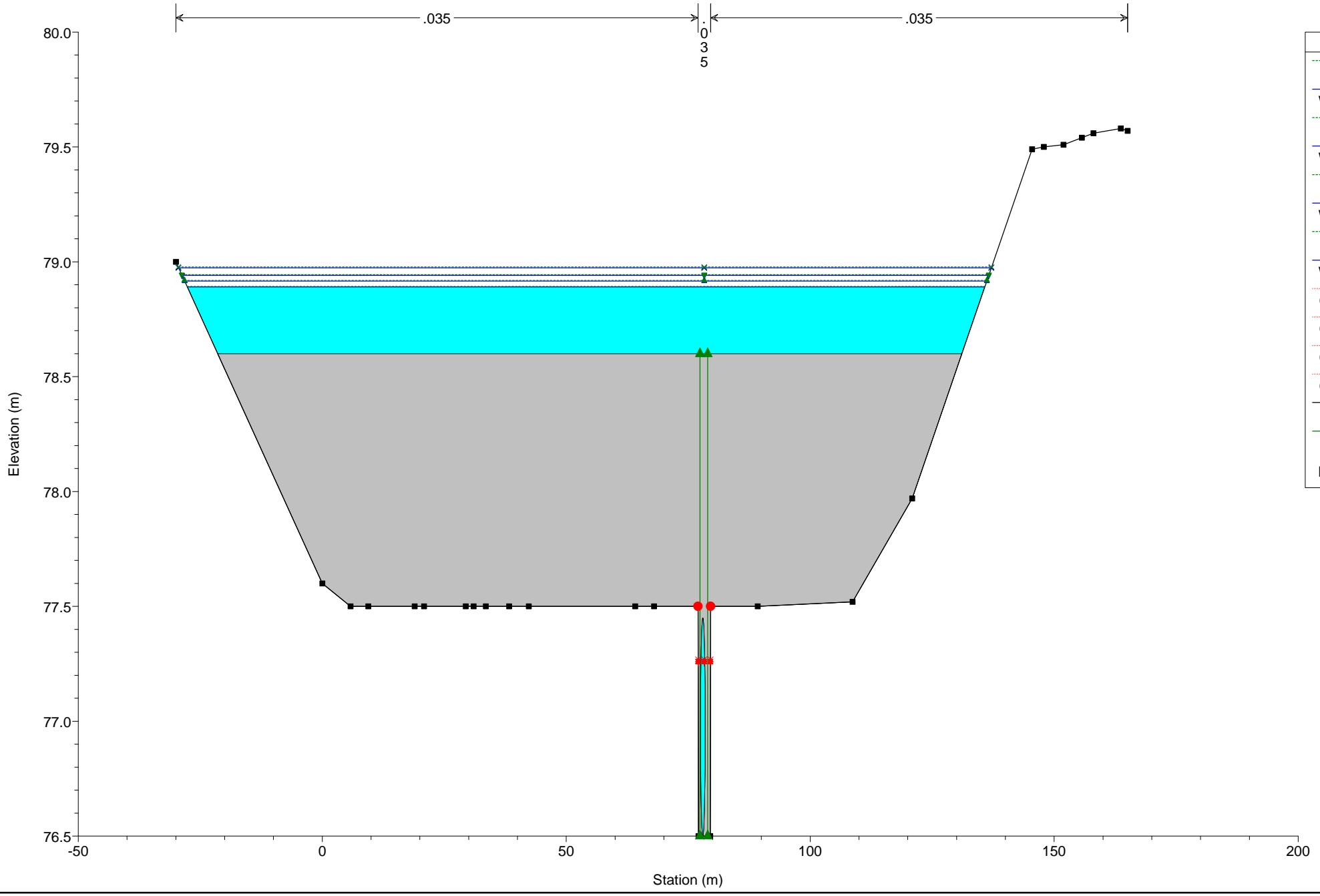


- EG PF 4
- WS PF 4
- EG PF 3
- WS PF 3
- EG PF 2
- WS PF 2
- EG PF 1
- WS PF 1
- Crit PF 3
- Crit PF 2
- Crit PF 1
- Crit PF 4
- Ground
- Ineff
- Bank Sta

Rio Funtana Sa Teula

Geom: Funtana sa Teula

River = Rio Sa Teula Reach = funtana RS = 40 Culv

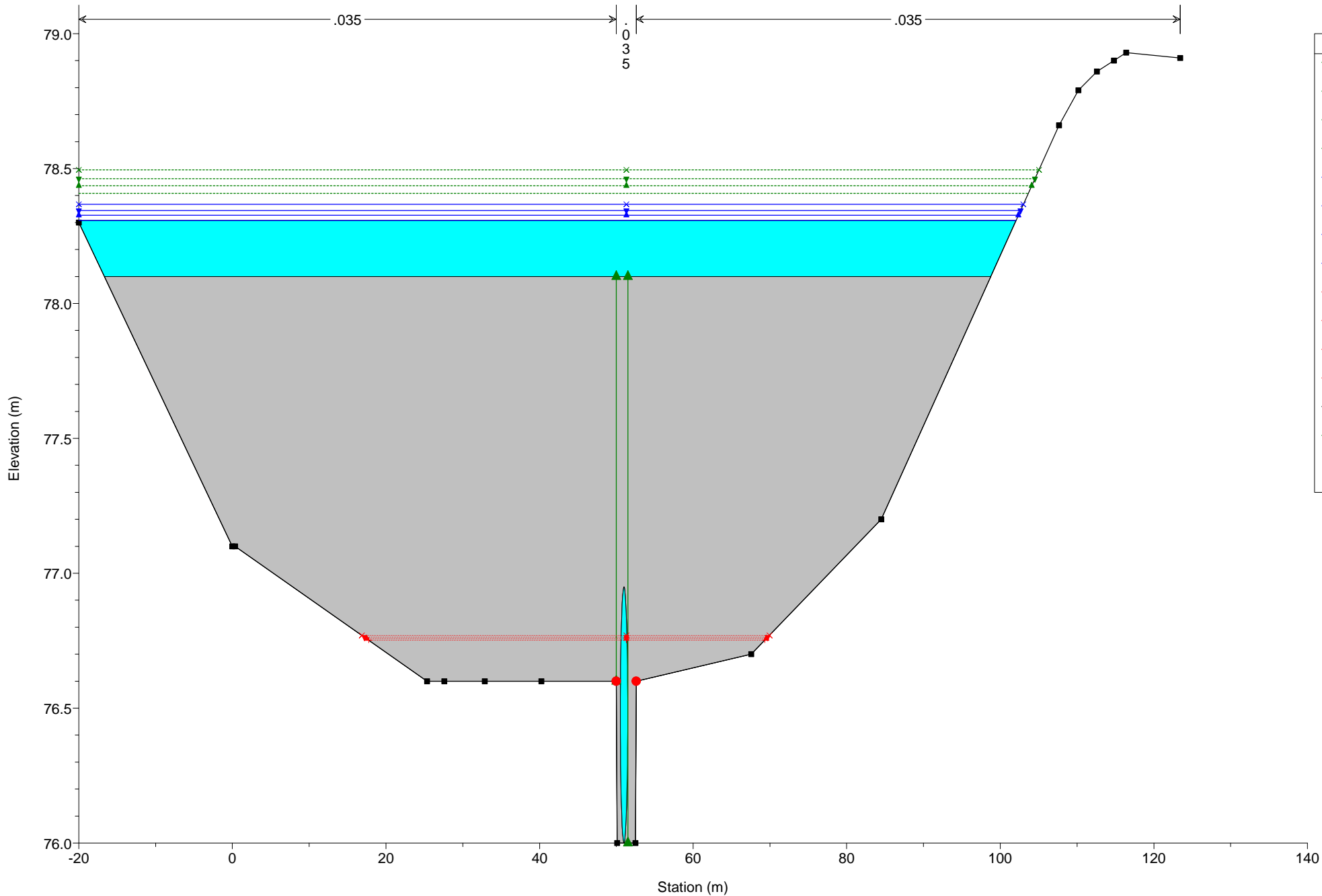


- | Legend | |
|-----------|---|
| EG PF 4 | x |
| WS PF 4 | x |
| EG PF 3 | v |
| WS PF 3 | v |
| EG PF 2 | ^ |
| WS PF 2 | ^ |
| EG PF 1 | x |
| WS PF 1 | x |
| Crit PF 4 | v |
| Crit PF 3 | v |
| Crit PF 2 | ^ |
| Crit PF 1 | + |
| Ground | ■ |
| Ineff | ▲ |
| Bank Sta | ● |

Rio Funtana Sa Teula

Geom: Funtana sa Teula

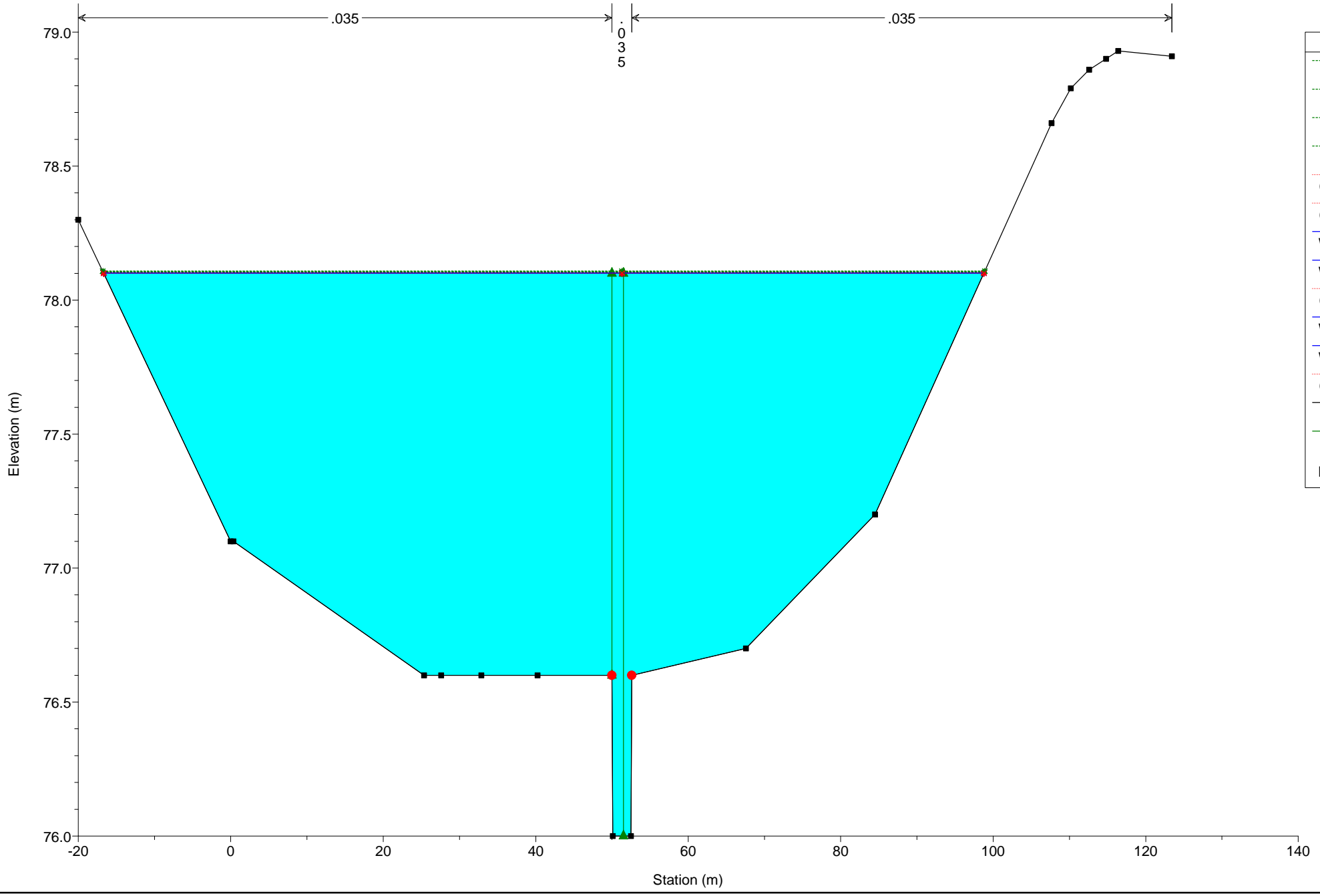
River = Rio Sa Teula Reach = funtana RS = 40 Culv



Rio Funtana Sa Teula

Geom: Funtana sa Teula

River = Rio Sa Teula Reach = funtana RS = 29.92065

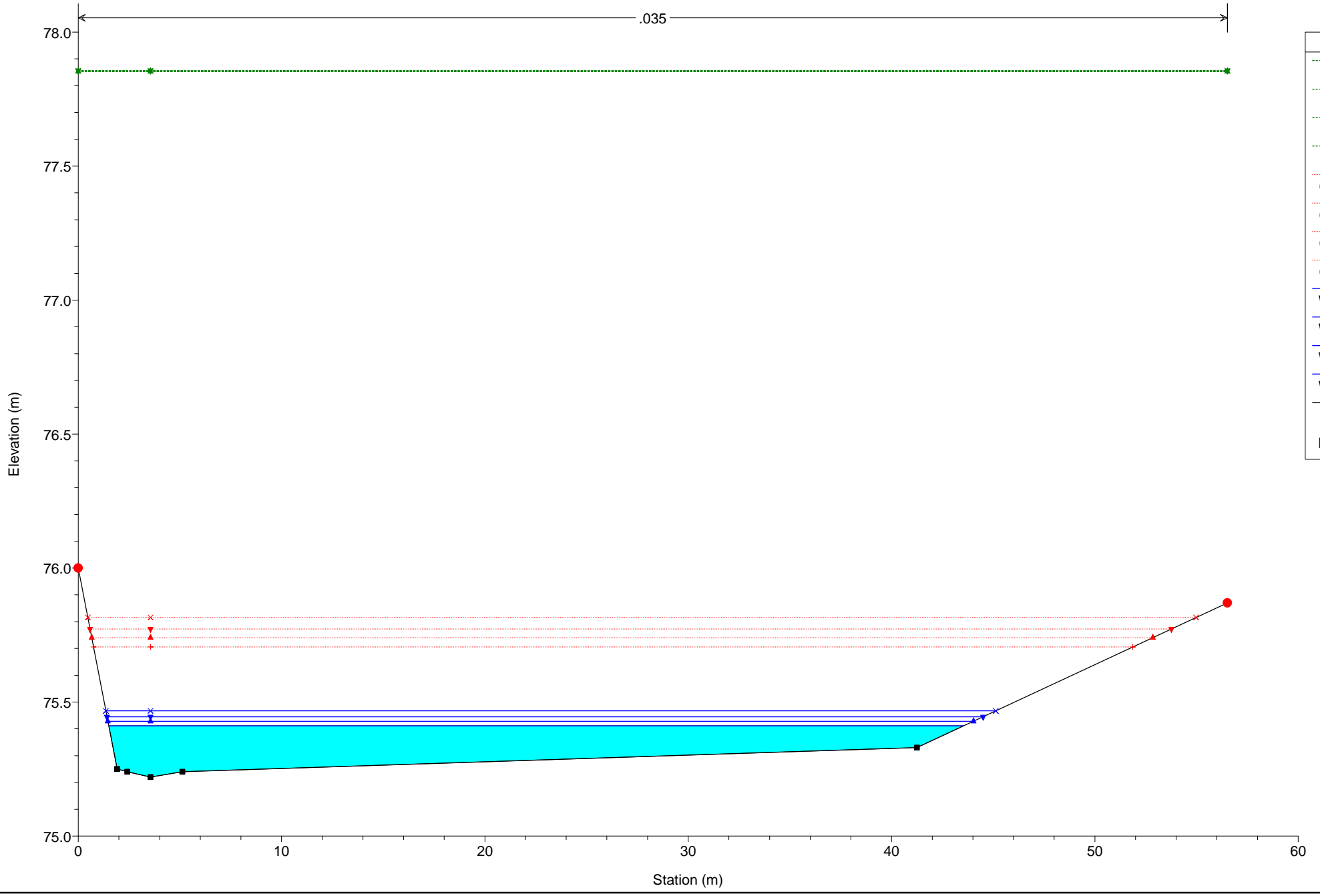


Legend	
EG PF 4	x
EG PF 3	▲
EG PF 2	▲
EG PF 1	▲
Crit PF 1	+
Crit PF 2	▲
WS PF 3	▼
WS PF 2	▲
Crit PF 3	▼
WS PF 4	x
WS PF 1	▲
Crit PF 4	x
Ground	■
Ineff	▲
Bank Sta	●

Rio Funtana Sa Teula

Geom: Funtana sa Teula

River = Rio Sa Teula Reach = funtana RS = 6.941395

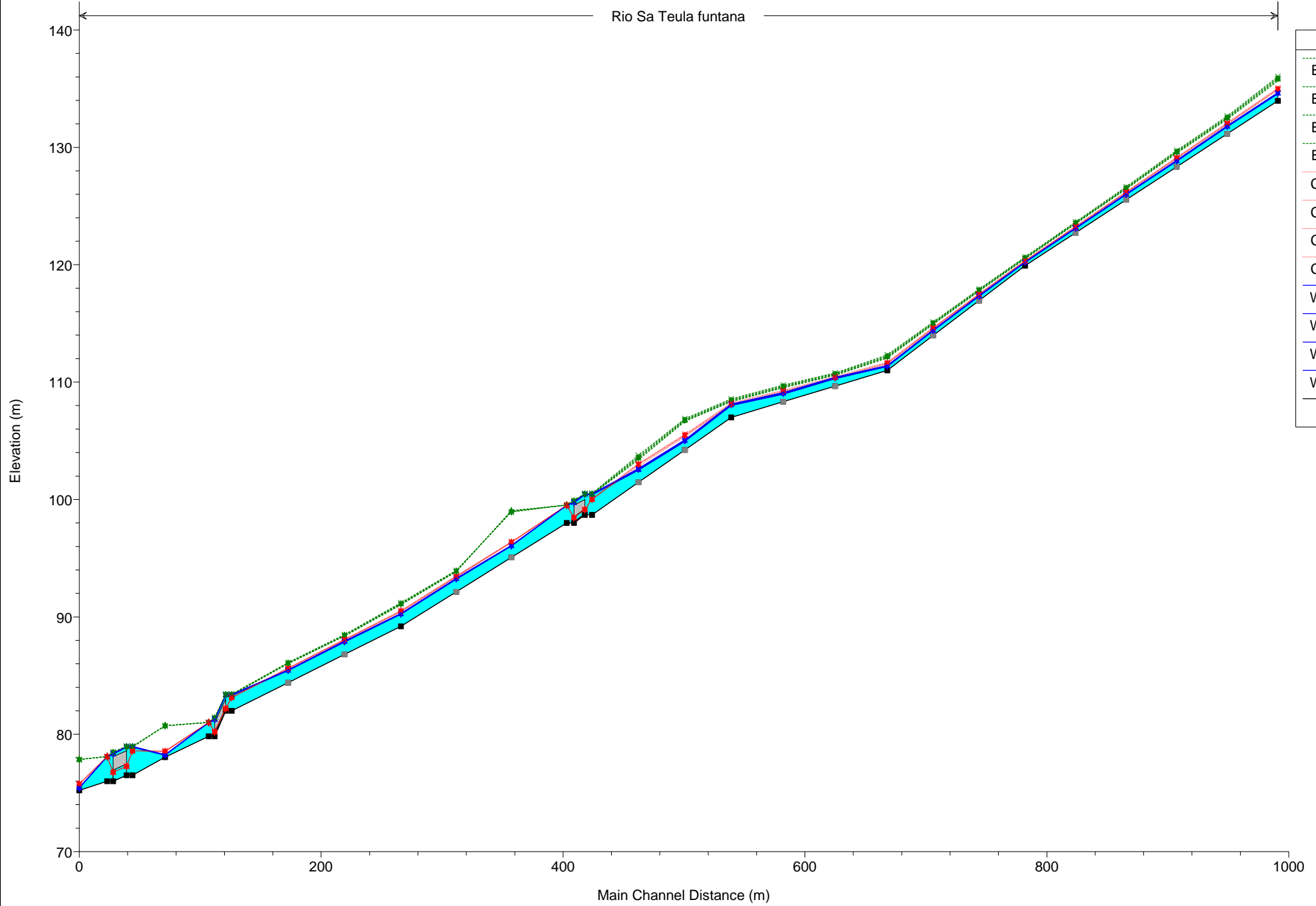


- Legend**
- EG PF 3
 - EG PF 4
 - EG PF 2
 - EG PF 1
 - Crit PF 4
 - Crit PF 3
 - Crit PF 2
 - Crit PF 1
 - WS PF 4
 - WS PF 3
 - WS PF 2
 - WS PF 1
 - Ground
 - Bank Sta

Rio Funtana Sa Teula

Geom: Funtana sa Teula

Rio Sa Teula funtana



Legend

- EG PF 3
- EG PF 4
- EG PF 2
- EG PF 1
- Crit PF 4
- Crit PF 3
- Crit PF 2
- Crit PF 1
- WS PF 4
- WS PF 3
- WS PF 2
- WS PF 1
- Ground

Reach	River Sta	Profile	Q Total (m3/s)	Min Ch El (m)	W.S. Elev (m)	Crit W.S. (m)	E.G. Elev (m)	E.G. Slope (m/m)	Vel Chnl (m/s)	Flow Area (m2)	Top Width (m)	Froude # Chl
funtana	997.0066	PF 1	36.49	133.97	134.57	134.88	135.68	0.100131	4.69	7.90	22.14	2.45
funtana	997.0066	PF 2	41.30	133.97	134.60	134.93	135.79	0.100141	4.87	8.62	22.88	2.47
funtana	997.0066	PF 3	46.10	133.97	134.63	134.99	135.90	0.100150	5.03	9.32	23.57	2.49
funtana	997.0066	PF 4	52.47	133.97	134.67	135.05	136.04	0.100156	5.23	10.22	24.43	2.52
funtana	788.5632	PF 1	36.49	119.91	120.19	120.28	120.50	0.064215	2.47	14.78	74.10	1.77
funtana	788.5632	PF 2	41.30	119.91	120.21	120.31	120.55	0.064630	2.60	15.89	74.17	1.79
funtana	788.5632	PF 3	46.10	119.91	120.22	120.33	120.60	0.064965	2.72	16.96	74.24	1.82
funtana	788.5632	PF 4	52.47	119.91	120.24	120.36	120.66	0.065656	2.87	18.28	74.33	1.85
funtana	674.4385	PF 1	36.49	111.00	111.33	111.54	112.05	0.082844	3.76	9.71	31.34	2.16
funtana	674.4385	PF 2	41.30	111.00	111.36	111.59	112.14	0.081355	3.91	10.55	31.66	2.16
funtana	674.4385	PF 3	46.10	111.00	111.38	111.63	112.22	0.079855	4.05	11.38	31.98	2.17
funtana	674.4385	PF 4	52.47	111.00	111.42	111.68	112.32	0.078110	4.22	12.45	32.37	2.17
funtana	545.0096	PF 1	36.49	106.99	108.01	108.05	108.34	0.018682	2.57	14.21	26.51	1.12
funtana	545.0096	PF 2	41.30	106.99	108.05	108.11	108.42	0.019151	2.67	15.44	27.64	1.14
funtana	545.0096	PF 3	46.10	106.99	108.09	108.16	108.48	0.019590	2.77	16.63	28.67	1.16
funtana	545.0096	PF 4	52.47	106.99	108.14	108.23	108.57	0.020121	2.89	18.14	29.94	1.19
funtana	430.6152	PF 1	36.49	98.70	100.39	100.00	100.41	0.000633	0.74	67.95	106.30	0.19
funtana	430.6152	PF 2	41.30	98.70	100.43	100.00	100.44	0.000712	0.79	71.29	107.55	0.20
funtana	430.6152	PF 3	46.10	98.70	100.46	100.03	100.48	0.000769	0.83	74.53	107.91	0.21
funtana	430.6152	PF 4	52.47	98.70	100.49	100.05	100.52	0.000839	0.88	78.64	108.35	0.22
funtana	420		Culvert									
funtana	409.7914	PF 1	36.49	98.00	99.50	99.50	99.52	0.001105	0.94	58.11	109.32	0.26
funtana	409.7914	PF 2	41.30	98.00	99.50	99.50	99.53	0.001415	1.07	58.11	109.32	0.29
funtana	409.7914	PF 3	46.10	98.00	99.50	99.50	99.53	0.001763	1.19	58.11	109.32	0.33
funtana	409.7914	PF 4	52.47	98.00	99.50	99.50	99.54	0.002284	1.36	58.11	109.32	0.37
funtana	272.7188	PF 1	36.49	89.20	90.23	90.42	91.03	0.070945	5.65	10.95	42.70	1.94
funtana	272.7188	PF 2	41.30	89.20	90.25	90.46	91.08	0.071584	5.77	11.89	43.00	1.95
funtana	272.7188	PF 3	46.10	89.20	90.27	90.49	91.13	0.072098	5.89	12.79	43.29	1.97
funtana	272.7188	PF 4	52.47	89.20	90.30	90.55	91.20	0.072635	6.02	13.93	43.66	1.99
funtana	132.1644	PF 1	36.49	82.00	83.31	83.11	83.33	0.001376	0.95	59.98	140.03	0.28
funtana	132.1644	PF 2	41.30	82.00	83.34	83.12	83.36	0.001468	1.00	63.52	140.55	0.29
funtana	132.1644	PF 3	46.10	82.00	83.36	83.14	83.39	0.001555	1.04	66.84	141.05	0.30
funtana	132.1644	PF 4	52.47	82.00	83.39	83.15	83.42	0.001660	1.09	71.02	141.66	0.31
funtana	120		Culvert									
funtana	113.3995	PF 1	36.49	79.82	81.00	81.00	81.01	0.000194	0.38	95.77	105.40	0.13
funtana	113.3995	PF 2	41.30	79.82	81.00	81.00	81.01	0.000248	0.43	95.77	105.40	0.14
funtana	113.3995	PF 3	46.10	79.82	81.00	81.00	81.01	0.000309	0.48	95.77	105.40	0.16
funtana	113.3995	PF 4	52.47	79.82	81.00	81.00	81.02	0.000401	0.55	95.77	105.40	0.18
funtana	77.01871	PF 1	36.49	78.04	78.22	78.50	80.73	1.046036	7.02	5.20	44.16	6.53
funtana	77.01871	PF 2	41.30	78.04	78.23	78.52	80.73	0.916336	6.99	5.91	45.67	6.21
funtana	77.01871	PF 3	46.10	78.04	78.25	78.55	80.72	0.800650	6.97	6.62	46.89	5.90
funtana	77.01871	PF 4	52.47	78.04	78.27	78.58	80.72	0.674228	6.93	7.58	48.33	5.52
funtana	50.00478	PF 1	36.49	76.50	78.89	78.60	78.89	0.000036	0.21	191.85	163.43	0.04
funtana	50.00478	PF 2	41.30	76.50	78.92	78.60	78.92	0.000043	0.24	196.08	164.40	0.05
funtana	50.00478	PF 3	46.10	76.50	78.94	78.60	78.94	0.000051	0.26	200.10	165.32	0.05
funtana	50.00478	PF 4	52.47	76.50	78.97	78.60	78.98	0.000061	0.28	205.58	166.56	0.06
funtana	40		Culvert									
funtana	29.92065	PF 1	36.49	76.00	78.10	78.10	78.10	0.000083	0.34	129.93	115.44	0.08
funtana	29.92065	PF 2	41.30	76.00	78.10	78.10	78.11	0.000106	0.38	129.93	115.44	0.09
funtana	29.92065	PF 3	46.10	76.00	78.10	78.10	78.11	0.000132	0.43	129.93	115.44	0.10
funtana	29.92065	PF 4	52.47	76.00	78.10	78.10	78.11	0.000172	0.49	129.93	115.44	0.11
funtana	6.941395	PF 1	36.49	75.22	75.41	75.71	77.85	0.936424	6.92	5.27	42.05	6.24
funtana	6.941395	PF 2	41.30	75.22	75.43	75.74	77.85	0.798576	6.90	5.99	42.57	5.87
funtana	6.941395	PF 3	46.10	75.22	75.45	75.77	77.86	0.694327	6.88	6.70	43.09	5.57
funtana	6.941395	PF 4	52.47	75.22	75.47	75.82	77.86	0.587278	6.85	7.66	43.77	5.22