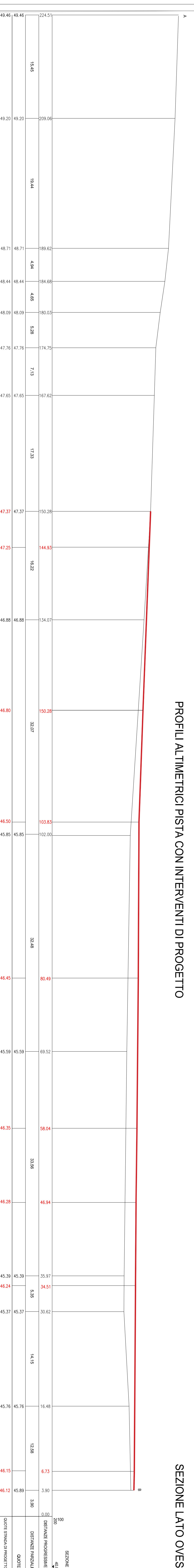



PROFILI ALTIMETRICI PISTA CON INTERVENTI DI PROGETTO

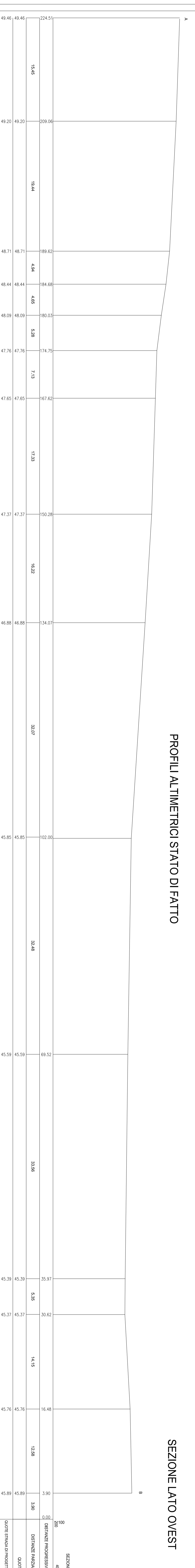


SEZIONE LATO OVEST

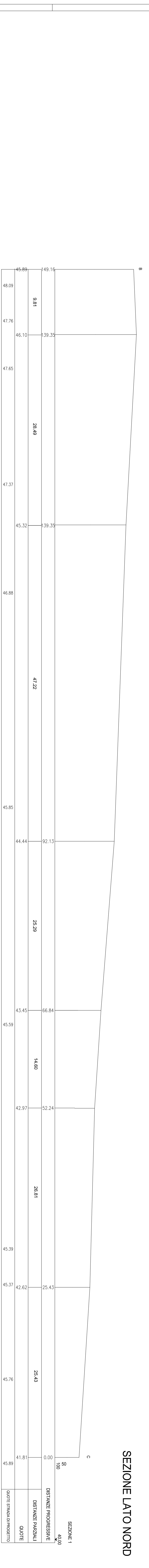


SEZIONE LATO NORD


PROFILI ALTIMETRICI STATO DI FATTO



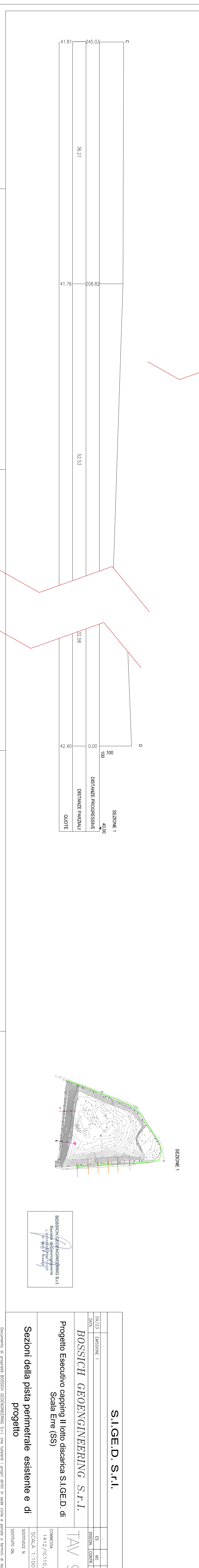
SEZIONE LATO OVEST



SEZIONE LATO NORD



SEZIONE LATO EST



S.I.G.E.D. S.R.L.

BOSSICH GEOINGENERING S.P.A.
 Progetto Esecutivo capping II lotto discarica S.I.G.E.D. di
 Scala Ere (SS)



Sezioni della pista perimetrale esistente e di progetto